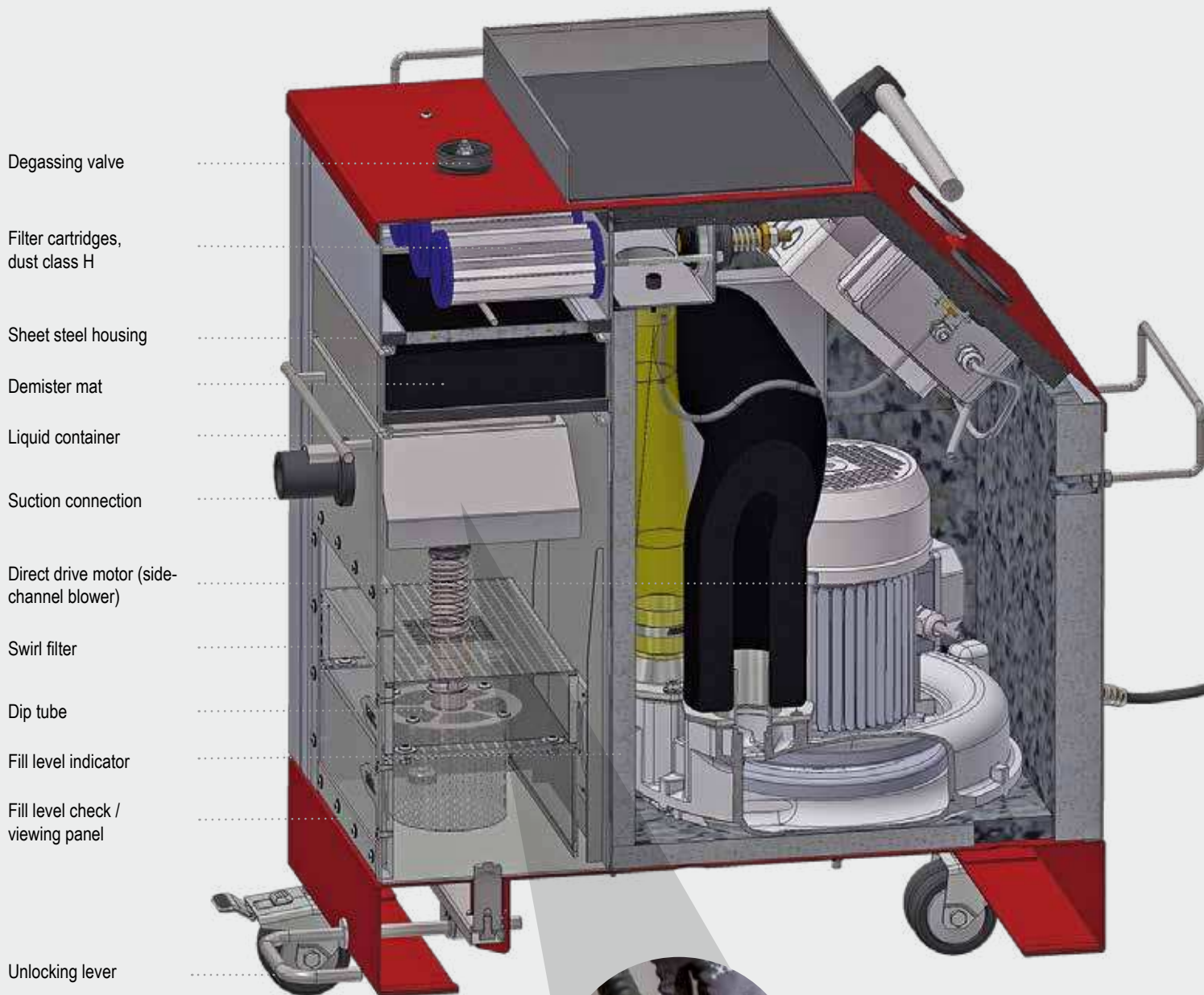


Dry Separator Type R26
Wet Separator Type R07 and NA35
Solutions for the
Additive Manufacturing



Wet Separator Type R07 S

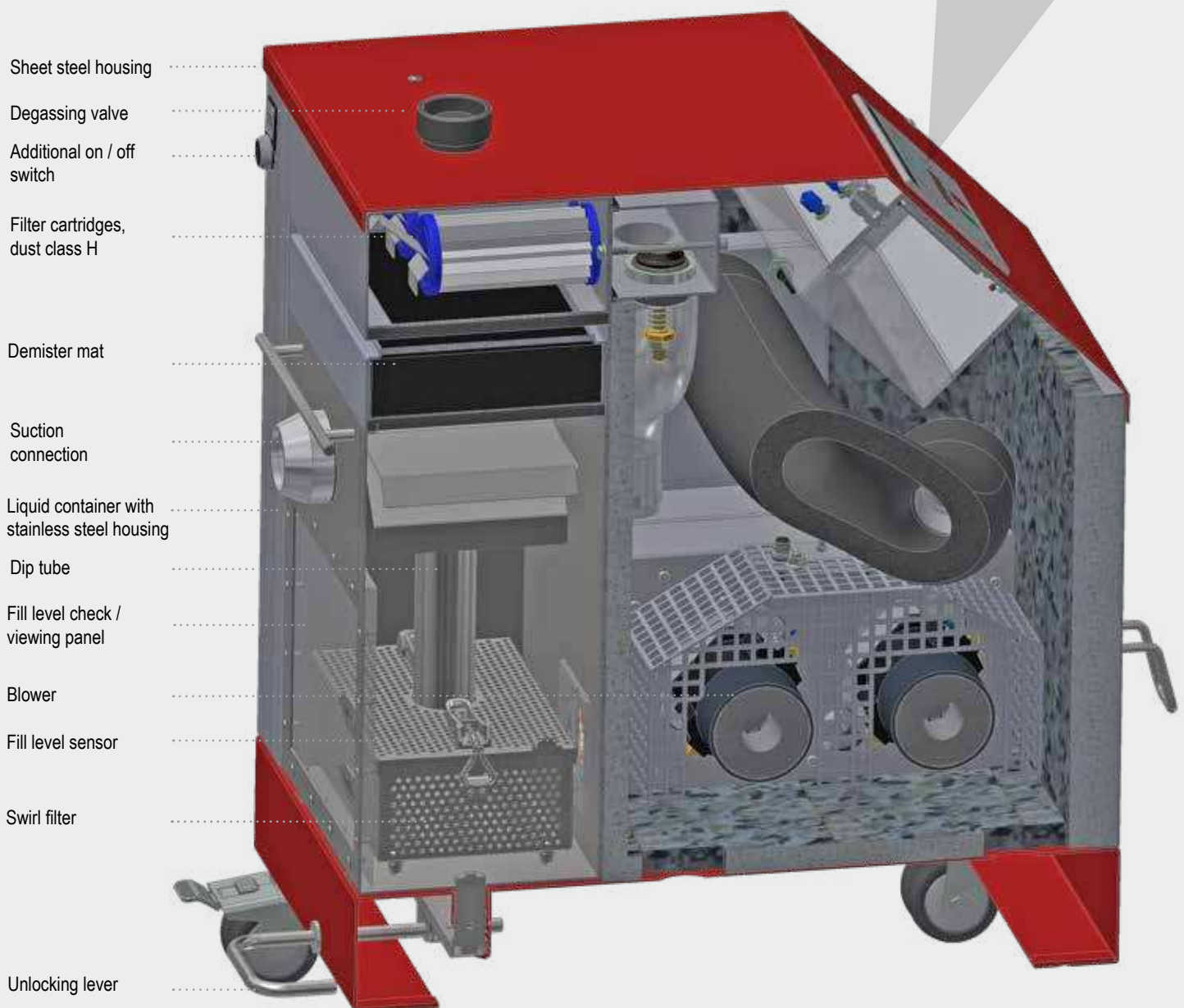


Safety thanks to hose locking system



Wet Separator Type R07 A

Control / display panel



The Special Solution Type R07

Structure of the liquid container with trolley

Moisture separator with stainless steel housing



Swirl filter with handle for easy filter removal



Lock for fixing the liquid container to the trolley



Additional safety thanks to a slider that prevents vacuuming without a sieve insert



Stainless steel trolley for convenient removal and safe transport of the liquid container



Control / display panel



- Differential pressure indicator
- Vacuum indicator
- Fill level monitor
- Blower hour counter
- Language selection: German, English, Spanish, French
- Allows fault analysis - visual and/or acoustic

UL certification



Type 1
or
Type 12

Safety-relevant special features of R07



Potential equalisation with mechanical monitoring with ...



... potential equalisation plug for connection to customer's own devices

Continuous measurement of liquid by fill level sensor



Safety flap prevents vacuuming without liquid container

Easy removal of the liquid container



Separation of the powder into a filter bag into the liquid container

Wet Separator Type NA 35

Glass-fibre reinforced housing
 Three-phase motor
 Blower
 Made in-house by Ruwac

Residual dust filter,
 dust class H


Filter cartridges,
 dust class M

Demister mat
 Degassing valve

Hose connection
 Fill level check /
 viewing panel

Swirl filter
 Dip tube

Fill level check



Proven glass-fibre reinforced housing

- Ruwac medium-sized wet separators
- Use in additive manufacturing
- Proven glass-fibre reinforced housing
- Available with and without drive
- Flexible thanks to modular designse
- Different base frames

NA 35
in additive
manufacturing



NA 35
in the field of university
research



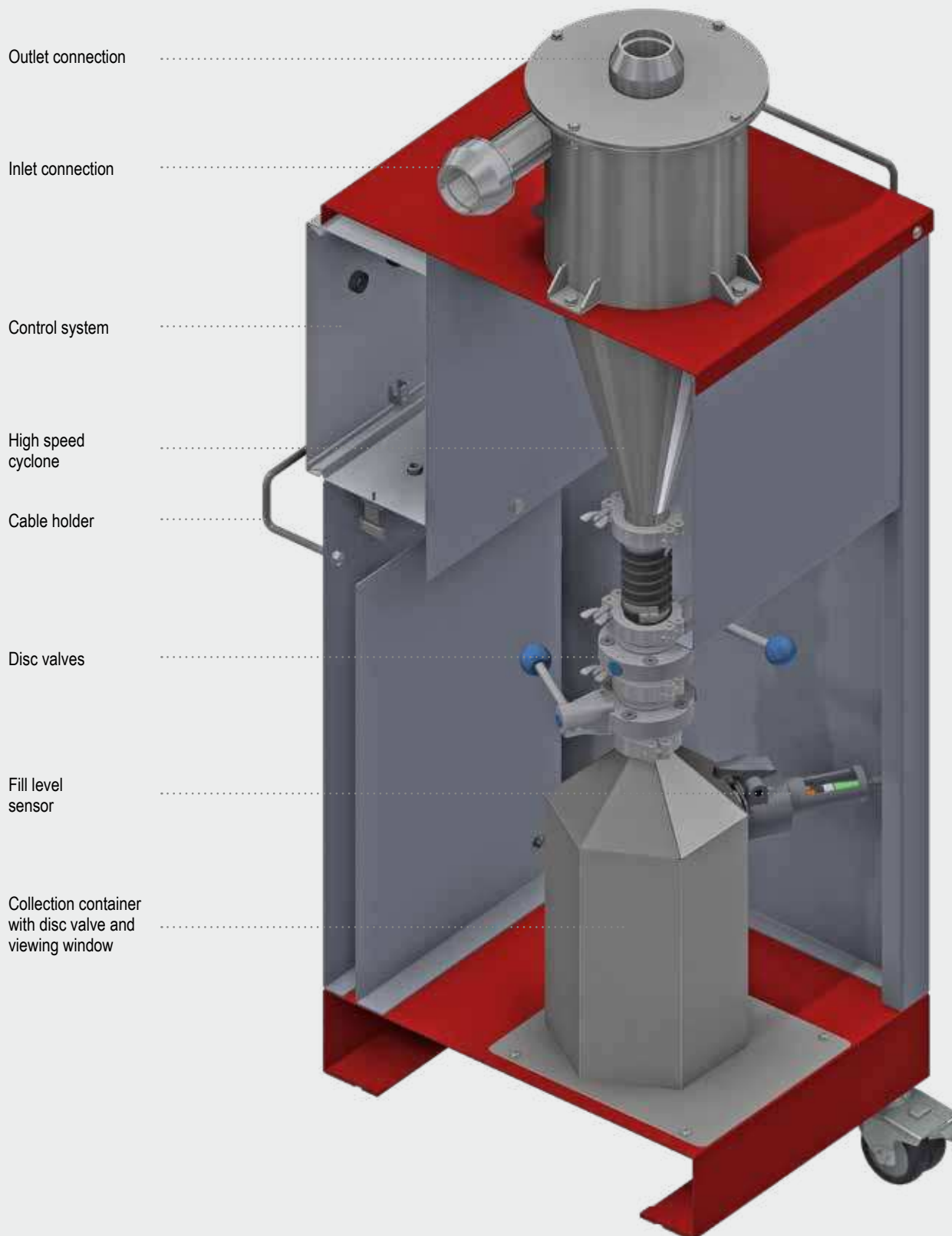
**NA 35 with
Dry Separator Type R26**
Fixed connection



**NA 35 with
Dry Separator Type R26**
Not fixed connection



Dry Separator Type R26



Resource-saving and handy

- Suction material can be reused
 - Optimised powder handling
- Can be used in combination with all Ruwac wet separators (except NA 250)
- Dry pre-separation of powder residues
- Less suction material in the wet separator's liquid container
- Time savings due to reduced maintenance and cleaning effort

R26
Easy to change
the bottle



R26
Bottles in different sizes



**R07 A with
Dry Separator Type R26**
Fixed connection



**R07 S with
Dry Separator Type R26**
Not fixed connection



Technical Data

	R07 S	R07 A	NA 35	R26
Housing	Sheet Steel	Sheet Steel	GRP	Sheet Steel
Motor power (kW)	1,1	2,6 / 2,89	2,2	-
Voltage (V)	230	230 / 240	400	-
Frequency (Hz)	50	50 / 60	50	-
Protection class (IP)	65	5x	55 / 65	-
Vacuum (mbar)	-165	-160	-206	-
Vacuum, short-term (mbar)	-235	-210	-206	-
Air flow rate (m ³ /h) (measured with 3 m hose)	130	220	270	-
Sound pressure level (dB(A)) (DIN EN ISO 3744)	60	68	70	-
Filter cartridge, dust class M (m ²)	3 x 0,1	3 x 0,1	2 x 1,7	-
Filter cartridge, dust class H (m ²)	3 x 0,1	3 x 0,1	3,2	-
Height max. (mm)	761	761	1.490	1.510
Width (mm)	482	482	540	660
Length (mm)	714	819	840	640
Capacity of the liquid container (litres)	7	7	35	-
Liquid container material	Stainless Steel	Stainless Steel	GRP	-
Water consumption (litres/h)	0,26	0,6	1,3	-
Collection container material	-	-	-	Stainless Steel
Collection container capacity (litres)	-	-	-	3,5 / 7,5
Suction connection (mm)	30	30	50	30 / 50



Ruwac
Industriesauger GmbH
 Westhoyeler Str. 25
 49328 Melle

0 52 26 - 98 30-0
 www.ruwac.de
 ruwac@ruwac.de

Ruwac wet separators are available in explosion-proof versions in accordance with ATEX 2014/34/EU.



UL-certified

DIN EN 60335-2-69, Anh. CC

ATEX 2014/34/EU

DIN EN 60335-2-69, Anh. AA